

# November 2011      BENSON

Sunday	Monday	Tuesday	Wednesday	Thursday	Friday	Saturday
		<i>1</i> 3:25-4:25 Art Class	<i>2</i> Parent/Teacher Conferences 4:30-8:30 PM (Grades K-8)	<i>3</i> Benson & Franzen Market Day pickup 5:30-6:30 PM @ Itasca Park District  Vision & Hearing for 1st grade students	<i>4</i> Benson & Franzen - Hot Lunch	<i>5</i>
<i>6</i>	<i>7</i> After School Chess Club 3:25-4:25  IEPTO Mtg. 7:00 PM @ Benson	<i>8</i> 3:25-4:25 Art Class  IEPTO Benson & Franzen Skating Party 6:00-8:00 PM @ Coachilte	<i>9</i> Brd of Ed Mtg 7:00pm	<i>10</i> Vision & Hearing screening for 2nd grade students	<i>11</i> Mornings with Mom for first graders @ Benson  Veteran's Day	<i>12</i>
<i>13</i>	<i>14</i> After School Chess Club 3:25-4:25	<i>15</i> 3:25-4:25 Art Class  District TAG Parent Meeting 7:00 PM @ Peacock	<i>16</i>	<i>17</i> Parent/Teacher Conferences 4:30-8:30 PM (Grades K-8)	<i>18</i> Benson & Franzen - Hot Lunch	<i>19</i>
<i>20</i>	<i>21</i> Parent/Teacher Conferences 8:00 AM - 3:00 PM (Grades K-8)	<i>22</i> No School - Teacher Institute	<i>23</i>	<i>24</i>	<i>25</i>	<i>26</i>
No School for Students			District Closed			
<i>27</i>	<i>28</i> After School Chess Club 3:25-4:25	<i>29</i> 3:25-4:25 Art Class	<i>30</i>	<p>Absence Policy: Parents must contact the school to report their child's absence by calling 773-0554 for Benson or 773-0100 for Franzen during regular school hours. Contact the District Administrative center at 773-1232, press 3 followed by Franzen press #3 or Benson press #2 between 4:30 pm and 8:00 am.</p> <p>Please state your child's name, teacher's name and explain the type of illness or specific reason for absence.</p> <p>Sex offender information can be obtained @ <a href="http://www.itasca.com">www.itasca.com</a> click on police department link.</p>		

# November 2011 BENSON

Sunday	Monday	Tuesday	Wednesday	Thursday	Friday	Saturday
		1	2	3	4	5
		3:25-4:25 Art Class	Parent/Teacher Conferences 4:30-8:30 PM (Grades K-8)	Benson & Franzen Market Day pickup 5:30-6:30 PM @ Iasaca Park District	Benson & Franzen - Hot Lunch	
6	7	8	9	10	11	12
	After School Chess Clubs 3:25-4:25 IEPTO Mtg. 7:00 PM @ Benson	3:25-4:25 Art Class IEPTO Benson & Franzen Skating Party 6:00-8:00 PM @ Coachille	End of Ed Mtg 7:00pm	Vision & Hearing screening for 2nd grade students	Mornings with Mom for first graders @ Benson  Veteran's Day	
13	14	15	16	17	18	19
	After School Chess Club 3:25-4:25	3:25-4:25 Art Class District TAG Parent Meeting 7:00 PM @ Peacock		Parent/Teacher Conferences 4:30-8:30 PM (Grades K-8)	Benson & Franzen - Hot Lunch	
20	21	22	23	24	25	26
	Parent/Teacher Conferences 8:00 AM - 3:00 PM (Grades K-8)	No School - Teacher Institute				
27	28	29	30	District Closed		
	After School Chess Club 3:25-4:25	3:25-4:25 Art Class	No School for Students	District Closed		
<p>Absence Policy: Parents must contact the school to report their child's absence by calling 773-0554 for Benson or 773-0100 for Franzen during regular school hours. Contact the District Administrative center at 773-1252, press 3 followed by Franzen press #3 or Benson press #2 between 4:30 pm and 8:00 am.</p> <p>Please state your child's name, teacher's name and explain the type of illness or specific reason for absence. See offender information can be obtained @ <a href="http://www.lhsa2a.com">www.lhsa2a.com</a> click on police department link.</p>						

## ***SCHOOL REPORT CARDS RELEASED***



The School Report Cards for Itasca School District #10 have recently been released to the public. Rather than printing and mailing the School Report Cards home, District 10 has posted them on its award-winning website at [www.itasca.k12.il.us](http://www.itasca.k12.il.us). You can also pickup a copy at the school.

The School Report Cards show aggregate student performance on the Illinois Standards Achievement Test (ISAT) that was taken at certain grade levels last spring. The School Report card also shows demographic and financial information for District 10. You will see, upon review, the students in Itasca District 10 continue to score well above statewide averages.



*VETERAN'S DAY*

*FRIDAY  
NOVEMBER 11<sup>TH</sup>*

*WEAR RED,  
WHITE & BLUE*

# ***DVD ORDER FORM*** ***2011-12*** ***BENSON WINTER PROGRAMS***

We will again be offering Benson Primary families the opportunity to order a DVD of the Winter Programs presented this school year.

Please use the order form below to capture these special moments for friends and family forever!

The DVDs will be delivered prior to winter break.



**Each DVD will include all three winter programs (Early Childhood/K-Prep, Kindergarten and Second Grade)**

---

**Benson Primary School 2011-12 Winter Program DVD Order Form**

Student Name: \_\_\_\_\_ Teacher/Grade: \_\_\_\_\_

Winter Program \_\_\_\_\_ DVD(s) x \$20.00 each = \_\_\_\_\_

Checks may be made payable to Zaker Video Productions  
**Order forms/payment due to Benson Primary School  
by December 9, 2011**

## EARLY CHILDHOOD CHAT

Over the past month our class has wrapped up our Dinosaur unit. We had a culminating event of taking a trip to the Field Museum to see the world's biggest and oldest T-Rex, Sue. We explored the Evolving Planet exhibit, and saw fossils of many dinosaurs including a Stegosaurus, an Apatosaurus, a Parasaurolophus, and a Triceratops. We were very excited to get a close look at all of these magnificent creatures, and experience them first hand!



We are getting ready to choose a new unit to study. Over the next week we will brainstorm, vote and web to decide our next unit. We will also welcome the upcoming fall break with a visit from the nature center to teach us about turkeys. We will learn so much about how turkeys eat, live and fly. We also practice walking like a turkey and flying like one. Have a happy fall break!



# October News from K-Prep

The K-Prep students have spent the month of October learning about pumpkins and getting ready for Halloween. We figured out that pumpkins float (just like apples!), that they have way more than ten seeds inside, and that the seeds are slippery. We took out all the seeds and roasted them. Everyone tried a roasted pumpkin seed and 8 children liked the taste and 9 did not.

We've been focusing on the color words orange and black. We have also started stressing the proper way to cut paper and hold pencils!

During the month of October we have been lucky enough to have the travelling interactive whiteboard in our classroom on some days. The students love our "Smartboard Days" and are able to focus for an extended period of time on the carpet and complete more activities! Thanks to the IEPTO for finding the funds for these wonderful learning tools!

The K-Prep class took a field trip to the Nature Center. The children did a great job listening and participating with Miss Chris. They learned about mice in the woods and pretended to be mice!

In November we will be talking about Thanksgiving and what it means to be thankful. Miss Chris will be coming to our classroom to teach us about wild turkeys!



## **KINDERGARTEN NEWS**

**What a great Halloween we had, thank you to all the parent volunteers who helped make this day so much fun!**

**Our language activities have included a lot of fun Halloween projects. We made our very own I Spy book using Halloween stickers. We also made a book similar to Brown Bear, Brown Bear, but this was called White Ghost, White Ghost. The students had to color and glue an object (bat, owl, skeleton, mask, and jack-o-lantern) onto the correct page based on the words of the story. We have also been working on the letters Tt and Pp. The students complete a handwriting/picture page for each letter where they have to draw a picture to correspond to the letter and then use phonetic spelling to write the word. This is a difficult skill, but we are progressing nicely. Our “popcorn” words include; the, my, and, a.**

**In math we have been working with numbers 0-5. We have been practicing writing the numbers correctly, making sets of 0-5, comparing and ordering 0-5, and working with ordinal numbers from 1<sup>st</sup>-5<sup>th</sup>. We have also been using the math vocabulary words of; more, fewer and same as.**

**We have started a unit on the 5 senses. Using informational books and completing fun activities we will focus on one sense a week.**

**We are looking forward to Parent-Teacher conferences. If you need to change the time of your conferences, please contact the school office as soon as possible.**



# First Grade News!

We are busy "gobbling" up words about the fall season. Our hallway is decorated with crows, and our classrooms will soon be decorated with turkeys, pilgrims, and scarecrows!



## Reading

We have completed our first basal reader Guess Who, and we are now reading from our reader entitled Catch A Dream.

In addition to using our basal readers for a shared reading experience, we are having fun in our small group Guided Reading sessions too!

First graders are learning that reading is everywhere! Parents, thank you for reading with your child. Fluency, vocabulary and comprehension will improve with practice!



## Social Studies

We have recently finished studying about our world. We have learned about neighborhoods, communities, towns, cities, different types of landforms, bodies of water, and the difference between a map and a globe. First graders were taught that we live on the planet Earth, and what town, state, country, and continent we live in too! We also discussed that our state flower is the Violet, our tree is the White Oak, and our state bird is the Cardinal.

We are currently learning about our country's government, how laws protect us, and what it means to be a good citizen. We are having fun learning where our President lives and what he is responsible for, plus, we are becoming familiar with historic symbols of our country.

Learning the history of Thanksgiving, and how the pilgrims and the Native Americans helped each other survive is exciting! We have compared how families live today to how they lived and worked in the past.



## Health



**We are starting our unit on nutrition! First graders will learn about the food groups, and healthy eating habits.**

**Below is our healthy snack food schedule for the month of November. Each week, try to send your child to school with a healthy snack from each food group. YUM!**

Week of 11/7 – 11/11: Bread and Cereal Group

Week of 11/14– 11/18: Vegetable and Fruit Group

Week of 11/28 – 12/2: Dairy and Meat Group



## MATH

We have been learning addition and subtraction fact concepts. It's fun to use counters, a number line, and cubes. We are learning how addition facts are related to subtraction facts too!

Each student will be introduced to many strategies that aid in the memorization of basic math facts. Students have been working on; doubles facts like  $6+6=12$  and  $4+4=8$ , and fact families!



## Second Grade News

Second graders have been very busy this month. We have been working on reading stories in the theme “Helping Hands” theme. We continue to sharpen our reading skills and focus on strategies to improve fluency, comprehension and accuracy. We will complete our second set of assessments very soon.

The past month has been spent learning about various cultures and space. The students were excited to participate in Star Lab where we explored and discussed constellations.

In the area of writing the students have been introduced to the traits of Ideas, Organization and Word Choice. We will continue to work on these traits and introduce more as we move through second quarter.

Math has also kept us busy. We have been practicing math facts and several strategies to help us add and subtract. We just wrapped up the topic that discusses place value and comparing numbers. We are as busy as ever!

Enjoy the crisp air!

The Second Grade Team



## *Notes from the Music Room*

**1<sup>st</sup> Grade:** First grade students are learning about long and short sounds in music, and how we can write those sounds down with music notes. They are labeling two sounds on one beat as two eighth notes and one sound on one beat as a quarter note. Their language arts skills are extended as they separate words and lyrics into syllables to determine how many sounds they hear on one beat.

**2<sup>nd</sup> Grade:** Halloween, Veteran's Day, Christmas.....it is holidays galore in the 2<sup>nd</sup> grade music room! Yes, Christmas has come early in 2<sup>nd</sup> grade as students start preparing for their winter musical. ***The Night Before Christmas will be performed by all second grade students at Peacock Middle School on Thurs., Dec. 8 at 7:00 p.m.*** Please look for more information soon! Students also added a new note to their music-reading skills: the half note, representing one sound on two beats.

1<sup>st</sup> and 2<sup>nd</sup> Grade students will sing My Country 'Tis of Thee and This Land is Your Land at Benson's Veteran's Day assembly. Ask your student to sing you one of these patriotic standards!

### **ASK ME!**

Ask your student to sing a song they learned in music class, or teach you a dance or game they have learned! The following are some titles you can request:

#### **1<sup>st</sup> Grade**

Legs and All (Spider, Spider)  
Snail, Snail  
Pumpkin, Pumpkin  
Purple Stew

#### **2<sup>nd</sup> Grade**

My Country 'Tis of Thee  
Blue  
Let us Chase the Squirrel  
Who (is in the Forest)?



**Quarter Note**  
**One Sound on One Beat**



**Two Eighth Notes**  
**Two Sounds on One Beat**



**Half Note**  
**One Sound on Two Beats**

# News From the Art Room

We have a very busy month ahead of us in Art! The first graders have finished up their festive “Corn Mosaics” and they look good enough to eat! We are next going to begin experimenting with colors and how they mix! We are going to identify the primary colors and figure out how we can combine them to make the secondary colors. Then it’s on to drawing, painting, cutting and gluing, as we piece together our interactive spinning “Color Wheels”. The first graders are going to love being able to spin their color wheels to see every color in the rainbow!


The second graders are finishing up their “Rolling Hills” and the end result looks like something out of a Dr. Seuss book! After using varying patterns of colors and crayons/watercolors, we are learning how to use the wash technique to create a realistic looking sunset setting over our imaginary seascape. Next, we will be taking a closer look at the famous painting “The Scream” by Norwegian artist, Edvard Munch. We will try to figure out why the person in that painting is so scared and will come up with a list of things that makes US scream! We will then create our own version of this famous painting using oil pastels, and will add to our pictures some of those things that might make us scream. I’m sure we will be seeing plenty of spiders, broccoli, and homework! Yikes!

Student art work will be displayed throughout the school as well as the community, including locations such as the District Office and Starbucks! Please stop by these locations to see all of our wonderful art work! The artwork shown is selected randomly and is changed every few weeks or so. I am very proud to be able showcase the students’ artwork within the community!

Parents, if you ever have any questions or concerns, please do not hesitate to call or email; I appreciate all parents’ input!

Eric Whitney  
Art Teacher  
Benson/Franzen  
630-773-4018  
ewhitney@itasca.k12.il.us





**WE HAVE DOUBLE THE READING  
FUN WITH TWO - YES, TWO  
BEDTIME STORIES RUNNING  
EACH DAY**

**Call 630-773-1232 ... press "5" ...  
then ...**

**"1502"**

11/1	Charles Becker
11/4	Victoria Pabian
11/8	Alina Bhagwakar
11/11	Jonathon Hilario
11/15	Taylor Lewandowski
11/17	Gianna Failla
11/29	Evelyn Zajowski
12/2	Nina Reid
12/6	Himaja Chintalapalli
12/9	Teddy Mandala

**OR**


**"1579"**

11/1	Alec Enright
11/4	Adam Fahat
11/8	Kanari Hirano
11/11	Roan Griffin
11/15	Connor Gobetz
11/17	Jack Petit
11/29	Lila Giecewicz
12/2	Charly Mendygral
12/6	Veronica Glennon
12/9	Anthony Perri

**and listen to a story  
after 4:30 p.m. Monday through Friday  
and all day and night Saturday and Sunday!**



**Do you want to be a [Benson@Bedtime](mailto:areuter@itasca.k12.il.us) reader?**

**Just contact Mrs. Reuter by note,  
phone 773-0554, or e-mail ([areuter@itasca.k12.il.us](mailto:areuter@itasca.k12.il.us))  
to be put on the schedule!**



117 second graders and adults gathered together on Thursday, 10/27 to enjoy reading, completing puzzles, playing math games, talking and sharing, competing in chess or checkers matches, and eating donuts at this school year's first morning event.

## DONUTS WITH DADS was a super success!



More photos will soon be posted at <http://www.itasca.k12.il.us/benson/mediacenter/photos/index.htm>

Be sure and mark your calendar for:

November 11, 2011 First Grade MORNING WITH MOM

February 17, 2012 First Grade DONUTS WITH DAD


March 8, 2012 Second Grade MORNING WITH MOM



# FIRST GRADE FAMILIES ONLY



PLEASE JOIN US FOR BENSON PRIMARY'S



# MORNING WITH MOM

Come to school and enjoy reading & breakfast together!

**FRIDAY, NOVEMBER 11**

**8:00 A.M. – 8:45 A.M.**

Please return the RSVP below by Thursday, November 3

***M w/M Q&A***

**Q:** Wait – last year I came with all of my Benson children to each of the morning events. Why is it different this year?

**A:** Quite frankly, we were happily overwhelmed by the success of M w/M last year. Believing that this event will continue to grow in popularity, we are breaking up the grade levels to provide for the best reading experience.

**Q:** I have a first grader, but I also have a child in another grade at Benson. May I bring them both?

**A:** Your call. There will be a M w/M for second grade later in the school year. If you want quality one-on-one time with your first grader, leave the other babes at home. If you want to make this a family time, bring the whole gang.

Students will be supervised in the library from 8:45 – 8:55 a.m. If a mother is unable to attend this event, an adult family member or friend may attend in his place. Please contact Mrs. Reuter with any questions: [areuter@itasca.k12.il.us](mailto:areuter@itasca.k12.il.us) or 630-773-0554.

Yes! We will be attending the first grade MORNING WITH MOM on Friday, November 11 from 8:00 – 8:45 a.m.



Child(ren) name(s): \_\_\_\_\_

Adult name: \_\_\_\_\_

Please note any food allergies:

# Read for 2012



On Friday, December 2 Benson first and second graders will be coming together in the library at 11:00 a.m. to participate in **READ FOR 2012**, our seventh annual opportunity to join a global read-a-thon.

Along with millions of students and teachers in classrooms around the world, Benson students will gather together for 2,012 seconds (about 33 1/2 minutes: 11:10 – 11:45) as a kickoff to a great new year of reading. They will read independently ... they will read in small groups ... they will be read to by guest readers ... but best of all, the reading will take place in pajamas!

**We are in need of adult volunteers to be readers and encouragers. The only request? Show up at 10:50 a.m. on 12/2 in pajamas!**

*ARE YOU A PARENT WORKING OUTSIDE THE HOME?* Perhaps you could take an early lunch and join us at 11:10? Seeing a parent reading and showing interest in school activities is an excellent example for children. Students LOVE to have their family members in the building!

Are you in? If so, please complete the form below and return it to me by Thursday, November 10. More details will follow.

Mrs. Reuter, Teacher/Librarian  
[areuter@itasca.k12.il.us](mailto:areuter@itasca.k12.il.us)  
630/773-0554

+++++

Volunteer's name: \_\_\_\_\_

Telephone number: \_\_\_\_\_ Benson student name: \_\_\_\_\_

Teacher name: \_\_\_\_\_

**NOTE: Feel free to extend this invitation to adult relatives or neighbors who may want to join in the reading fun! We want adult volunteers focused on the first and second graders. Please do not bring younger siblings unless they are enrolled as preschoolers or kindergartners at Benson.**

# ITASCA SCHOOL DISTRICT 10

ADMINISTRATIVE CENTER  
200 N. MAPLE ST.  
ITASCA, IL 60143-1722  
(630) 773-1232 Fax (630) 773-1342

## *Transportation Reminders for Parents*

**To Add Bus Service**-Please complete a "Transportation Registration" form at your child's school. Your child is not considered a busser until you have completed this form. **Bussing will begin for your child once you receive a confirmation letter from the school district.** It may take several days for the confirmation to be received. Paying riders will not be permitted to ride the bus until bus payment is received by the district office.

**To Drop Bus Service**-Please complete a "Terminate Transportation Service" form at your child's school. Your child will remain on the bus roster until a drop form is completed.

**To Change Bus Services**-Please complete a "Transportation Services Change" form to change your child's drop off or pick up location. Your child's location changes cannot take place until this form is completed. You will receive a letter of confirmation from the district office stating when the changes will begin.

**Bus Stop Times**-Your child's pick up time is an estimated time. Your child should be at his/her stop 5-7 minutes prior to the time stated on your confirmation letter. Your child may also be picked up 5-10 minutes after that time depending upon traffic/weather/construction.

**Bussing Questions**-Please contact Deb Mitsui at 630-773-1232 extension 1517 with bussing questions or concerns.

**Communication with Bus Drivers**-Please be aware that the bussing routes are quite tightly timed. Bus drivers are unable to converse with parents at bus stops and still complete their routes on time. If you have a bussing question/concern/comment please leave that information on the transportation line at 630-773-1232 extension 1517 and someone will return your call in a timely manner.



RAYMOND BENSON PRIMARY  
301 E. WASHINGTON ST.  
ITASCA, IL 60143-2159  
(630) 773-0554  
Fax (630) 285-7474

ELMER H. FRANZEN INTERMEDIATE  
730 N. CATALPA ST.  
ITASCA, IL 60143-1465  
(630) 773-0100  
Fax (630) 285-7468

F.E. PEACOCK MIDDLE SCHOOL  
301 E. NORTH ST.  
ITASCA, IL 60143-1620  
(630) 773-0335  
Fax (630) 285-7460

# BUILDING READERS®

How Families Can Help Children Become Better Readers

Benson Primary

## Thanksgiving offers literacy opportunities

Holidays can mean more than big meals and football games on TV. They can also offer you and your child a great chance to work on literacy skills together. Here are some ideas:

- **Work on writing.** In the U.S., the Pilgrims observed the first Thanksgiving because they were thankful for their survival in a new land. Have your child write a list of things for which your family is thankful. Post the list.
- **Read the poem** "Over the River and Through the Woods" by Lydia Maria Child with your child. It tells the story of a Thanksgiving long ago. As a family, write a story about your own holiday traditions.
- **Set aside some extra time** for reading aloud. Consider delaying bedtime over the holiday for a longer reading time.



Hemera

*"It is not enough to simply teach children to read; we have to give them something worth reading. Something that will stretch their imaginations ..."*

—Katherine Patterson

## Build vocabulary by using words naturally


You're reading a book aloud, and you come to a word your child doesn't know. Should you stop and teach it to him? Experts say parents should try to naturally:

- **Provide an easy-to-understand definition.** "Asphalt is the black stuff used to make roads."
- **Give an example of how the word is used.** "The driveway at our house is made of asphalt."
- **Suggest that your child use the word.** "I bet you can make up a sentence that includes asphalt. Go for it!"
- **Use the word repeatedly.** Over the next week and more, make a point of using the new word in conversation.

Source: "Building Your Child's Vocabulary," Reading Rockets, [www.readingrockets.org/article/32444](http://www.readingrockets.org/article/32444).

## Teach about verbs and adverbs with a grammar game

To work on your child's grammar, try verb-adverb charades. Write the same number of verbs and adverbs on index cards (one word per card). One player picks a verb, such as *run*, and acts it out. When someone guesses it, the player then chooses an adverb, such as *slowly*, and acts it out with the verb. (This sample player would act out *running slowly*.) Whoever guesses the adverb can be the next player.



Source: "Teaching Grammar Without the Hammer," Education World, <http://tinyurl.com/69ye4r4>.

## Simplify long pages of reading


Textbooks require lots of reading. If your child is intimidated by seeing many words on one page, have him use a sheet of paper to cover some of the words. This way, he'll focus on one paragraph at a time. As your child reads down the page, he can move the paper down to uncover more paragraphs.



## Synonyms and antonyms add variety to your child's writing


Kids need to learn about *synonyms* (words that mean the same thing) and *antonyms* (words with opposite meanings) because they help with reading and jazz up writing. Imagine your child is describing a character who is incredibly *happy*.

It's time to get out a thesaurus! She can look up synonyms and find *ecstatic* or *jubilant*. Or maybe the character isn't happy. Your child might look up antonyms and find *depressed* or *morose*.



## Tackle book reports together

Your child has to write a book report, and she's not sure where to start—or finish! Guide her through basic steps, such as:



- **Choose an appealing book.** Make sure it matches her interests and abilities.
- **Take notes while reading.** Use an “organizer”—a worksheet that organizes information.
- **Write an introduction.** Include the book's title, author and genre (mystery, how-to, etc.).
- **Summarize the plot,** characters, setting and storyline.
- **Add a conclusion.** Include opinions about the book. Was it enjoyable? Why or why not?
- **Edit.** Read the report and have someone else read it, too. Make it the best it can be!

**Source:** “Book Report,” Time for Kids, [www.timeforkids.com/homework-helper/a-plus-papers/book-report](http://www.timeforkids.com/homework-helper/a-plus-papers/book-report).

## Try biographical nonfiction

Many kids stick with fiction when choosing books at the library. But don't overlook biographies and autobiographies! They're exciting because the stories are true. Explain that to your child. Then ask, “Who would you like to learn about?” Look for books about that person's life.



## For lower elementary readers:

- **Are You Awake?** by Sophie Blackall (Henry Holt and Co.). Edward isn't ready to sleep. He's curious about a lot of things! Despite his mom's answers, the questions keep coming.
- **Press Here** by Hervé Tullet (Chronicle Books). Follow the directions in this interactive book to find out just how fun simple dots can be! And check out the free activity sheets at <http://bit.ly/mkOcGD>.



## For upper elementary readers:

- **Cars on Mars** by Alexandra Siy (Charlesbridge). What is it like on Mars? Two real-life rovers, *Spirit* and *Opportunity*, find out—and the details (including photos) are amazing.
- **Happy Happy Clover** by Sayuri Tatsuyama (VIZ Media). This story about a bunny's adventures is told in comic-book style, which may appeal to reluctant readers.

## Reading can strengthen math concepts, too


Math skills go beyond adding and subtracting. Reading is an excellent way to introduce and practice other math concepts. While reading, your child can:

- **Compare and contrast.** For example, how are two characters alike? How are they different?
- **Make illustrations.** Have him pay attention to details and how they can be presented as graphs and charts.
- **Look for sequences.** How does the story progress? What parts lead to a whole? Name the conflict and how it's resolved.
- **Solve problems** in different ways. How else could the story have ended? Are there



new ways to reach the same conclusion?

**Source:** C. Vanwilligen, “Reading and Mathematics: Integration in the Classroom,” [suite101.com](http://suite101.com), [www.suite101.com/article.cfm/math\\_education/14761/2](http://www.suite101.com/article.cfm/math_education/14761/2).



**Q:** My child picks books that are too challenging. Then she gives up after one chapter. How can I help her make better choices?

**A:** Choose a few books that match her reading level. (She should be able to read a full page without struggling with more than about five words.)

Then let her pick her favorite. If she needs an extra boost, read part of it aloud. Consider taking turns reading to each other.

Do you have a question about reading? Email [readingadvisor@parent-institute.com](mailto:readingadvisor@parent-institute.com).

## Building Readers®

How Families Can Help Children Become Better Readers

Publisher: John H. Wherry, Ed.D.

Editor: Jennifer McGovern.

Writer: Susan O'Brien.

Copyright © 2011, The Parent Institute® (a division of NIS, Inc.)

P.O. Box 7474, Fairfax Station, VA 22039-7474

1-800-756-5525, ISSN: 1531-4901

[www.parent-institute.com](http://www.parent-institute.com)

# Know Before You Go

There are lots of ways to learn if your facility has an emergency closing!

**Radio & TV:** Get updates from your favorite radio or TV station



News/Talk 720  
The Voice of Chicago®



cbs2chicago.com



ABC 7 CHICAGO



**Online:** Search for your facility by name & city or by phone number at

[www.EmergencyClosings.com](http://www.EmergencyClosings.com)

**Call:** Use your facility's phone number as an ID when you call:

847/238-1234

**E-mail:** Register to have information sent right to you by visiting

[www.EmergencyClosings.com](http://www.EmergencyClosings.com)

**Your facility's name:**

RAYMOND BENSON PRIMARY SCHOOL

**City**

ITASCA

**Phone #**

630-773-0554

**EMERGENCY CLOSING CENTER™**